



POWER IN NUMBER\$

FUELING ECONOMIC GROWTH

ECONOMIC
EMPOWERMENT
THROUGH
COLLABORATION



ECONOMIC IMPACT REPORT

2019

Sponsored By



INDIANA UNIVERSITY

“We remain steadfast in our commitment to making a positive impact in our communities and on our economy through minority business development. The impact we have through the opportunities we provide for minority suppliers is key to a growing economy. We are continuing to focus on the utilization of data to target the recruitment and retention of minority suppliers and corporate partners.”



Carolyn E. Mosby

President/CEO

Introduction

The Mid-States Minority Supplier Development Council (Mid-States MSDC) is one of 23 regional affiliates of the National Minority Supplier Development Council that includes a network of the nation's most dynamic force in developing successful relationships between America's top corporations and supply-chain providers from the Asian, Black, Hispanic and Native American communities.

Our mission is to accelerate economic growth by driving opportunities and collaboration between corporations and minority businesses in Central Illinois, Indiana and Eastern Missouri.



Mid-States MSDC Headquarters

Our Board of Directors

Richard Wise, Chair
Citizens Energy Group

Roland Shelton, Secretary
Old National Bank

Rob Halter, Treasurer
Indiana University

Holli Harrington,
Immediate Past Chair
Indianapolis Airport Authority

Alfonso Vidal, MBEIC Chair
Vidal Plastics

Carolyn Mosby, President/CEO
Mid-States MSDC

Beth White
Greater Indianapolis
Progress Committee

Carl Drummer
Ice Miller

David Cook
US Bank

Eric Bailey
EMed Medical

James Duke
IU Health

Shay Gillespie
World Wide
Technology

Dennis Truax
Eli Lilly

Kevin Token
BSA LifeStructures

Matt Bonne
Toyota

Richard Miller
Fineline Printing

Steve Corbitt
CorGroup

Michelle Morin
Corteva AgriScience

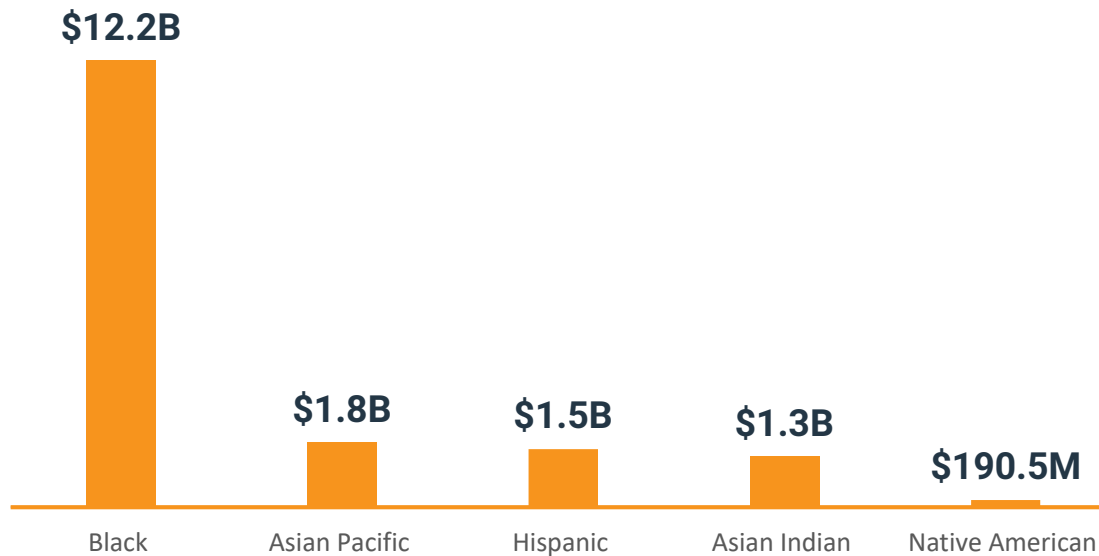
Kimberly Dunning
CenterPoint Energy

Kendra Davis
State Farm

Rachael Powell
FedEx

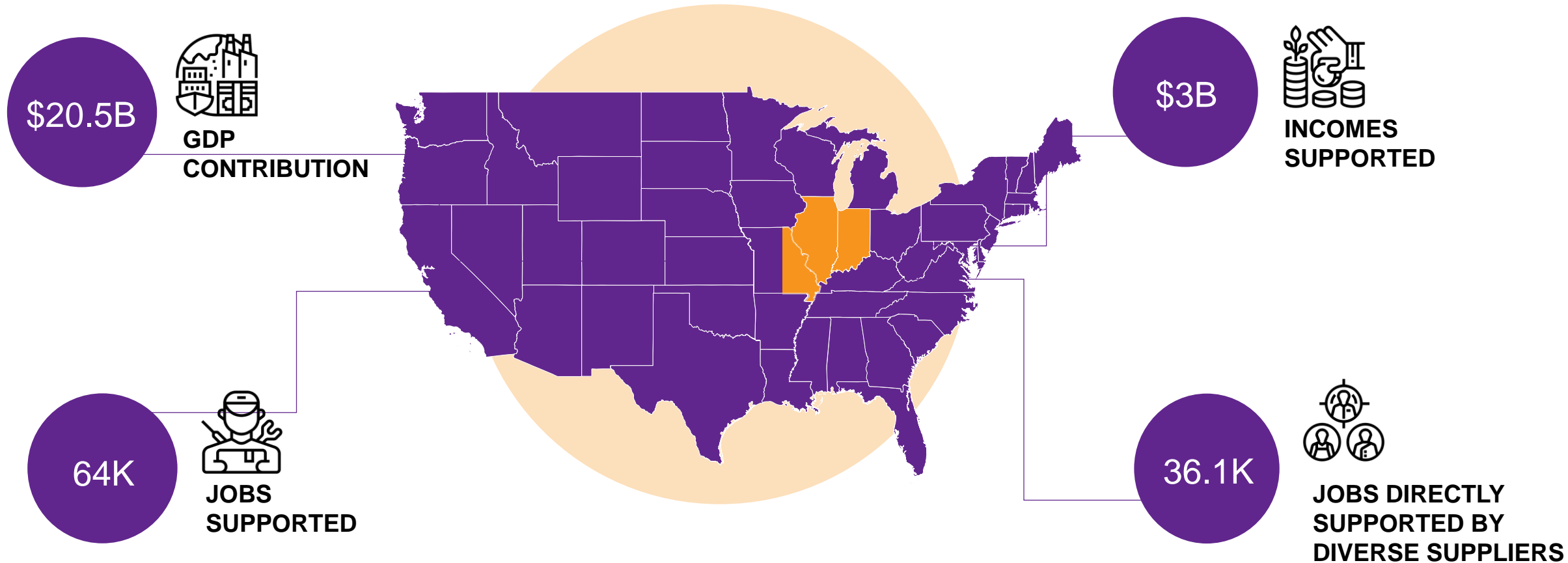
We Help MBEs Develop and Grow

Spending with our certified MBEs



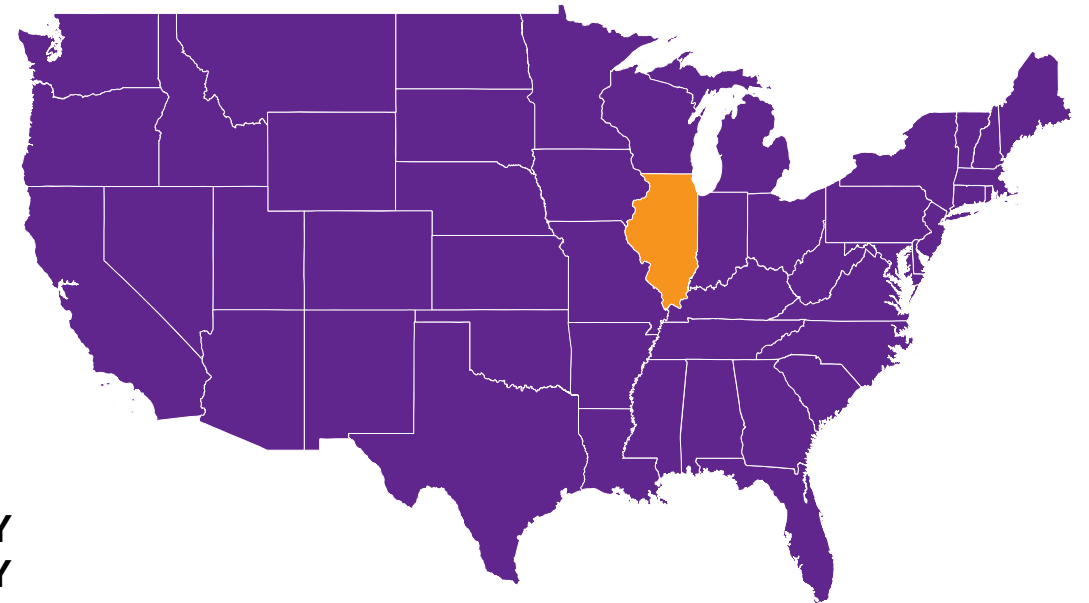
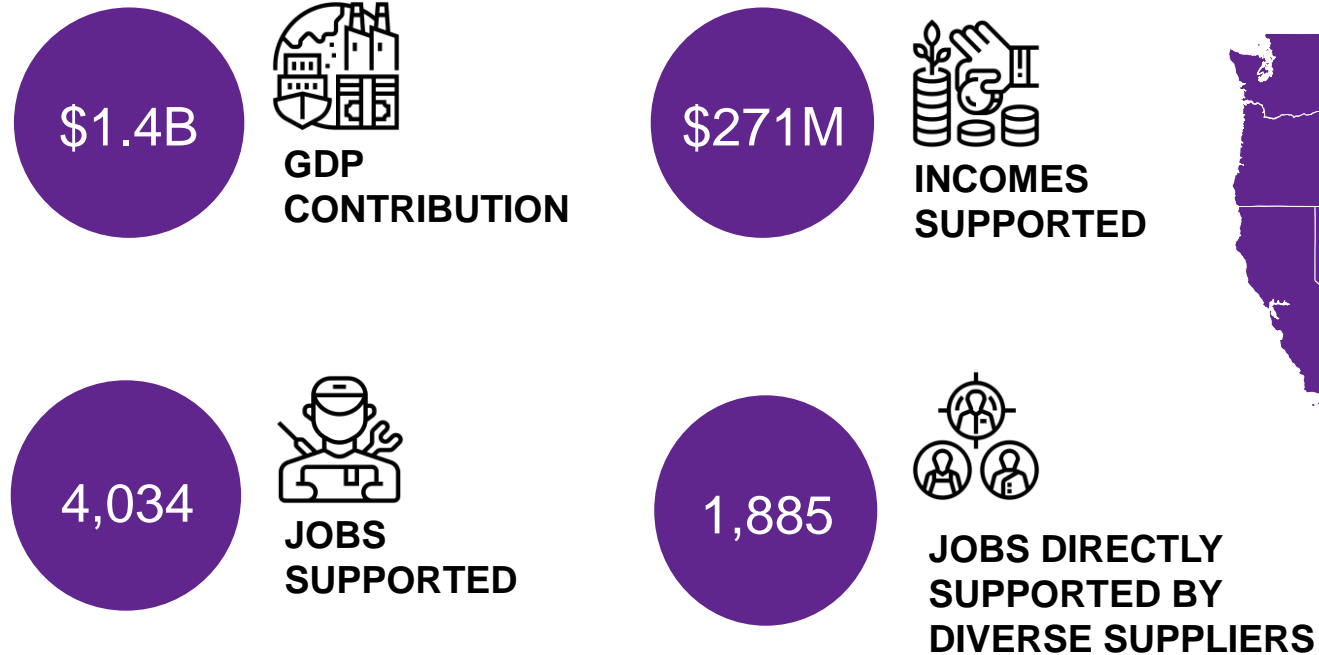
Our certified MBEs
had
\$17.1 Billion
in revenues

Total Economic Impact on Mid-States MSDC Regional Network



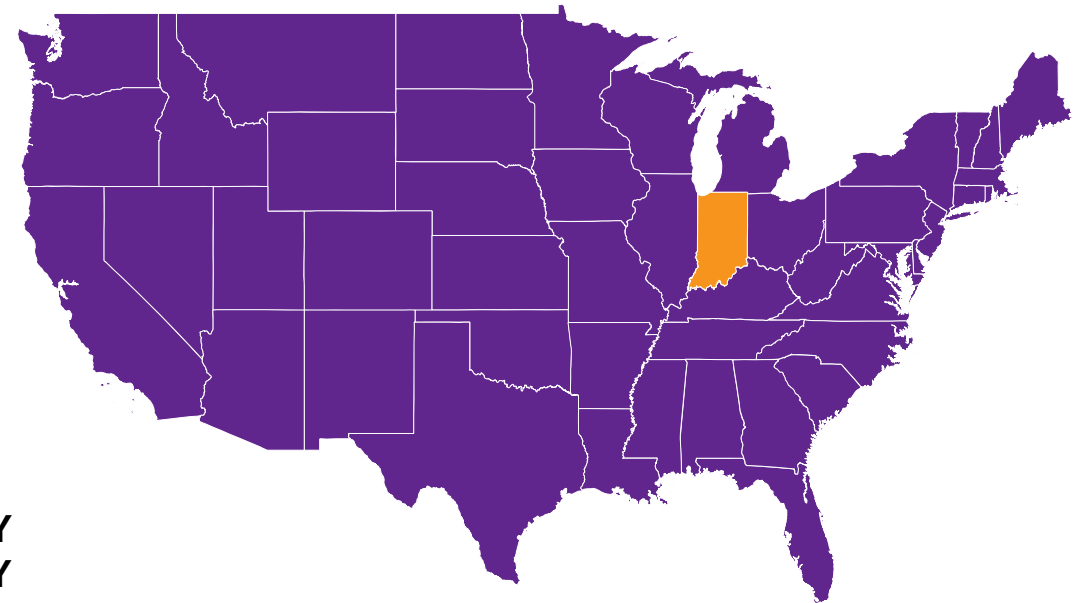
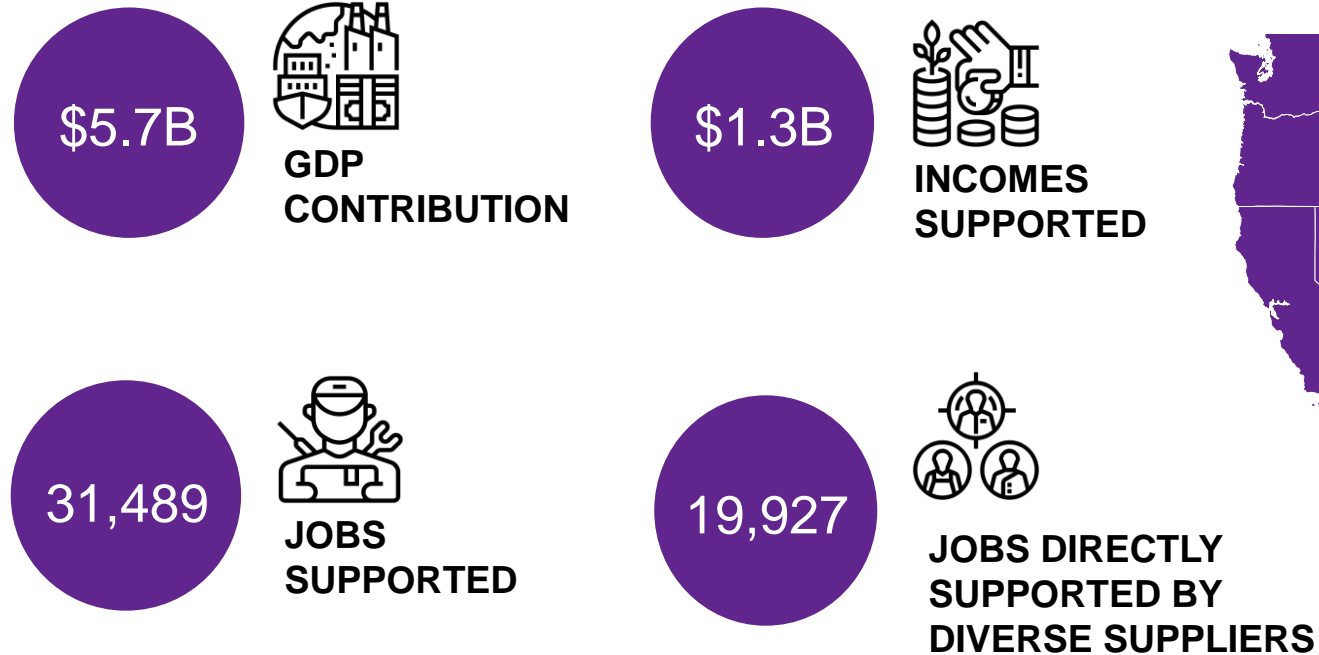
*Data excludes the Chicago metro area in Illinois and the Northwest Indiana area. These areas are covered by the Chicago MSDC. Missouri data excludes the Western Missouri area. This area is covered by the Mountain Plains MSDC.

Our MBEs Impact: Central Illinois



*Data excludes the Chicago metro area. This area is covered by the Chicago MSDC.

Our MBEs Impact: Indiana



*Data excludes the Northwest Indiana area. This area is covered by the Chicago MSDC.

Our MBEs Impact: Eastern Missouri

\$13.4B



**GDP
CONTRIBUTION**

\$1.4B



**INCOMES
SUPPORTED**

28,567

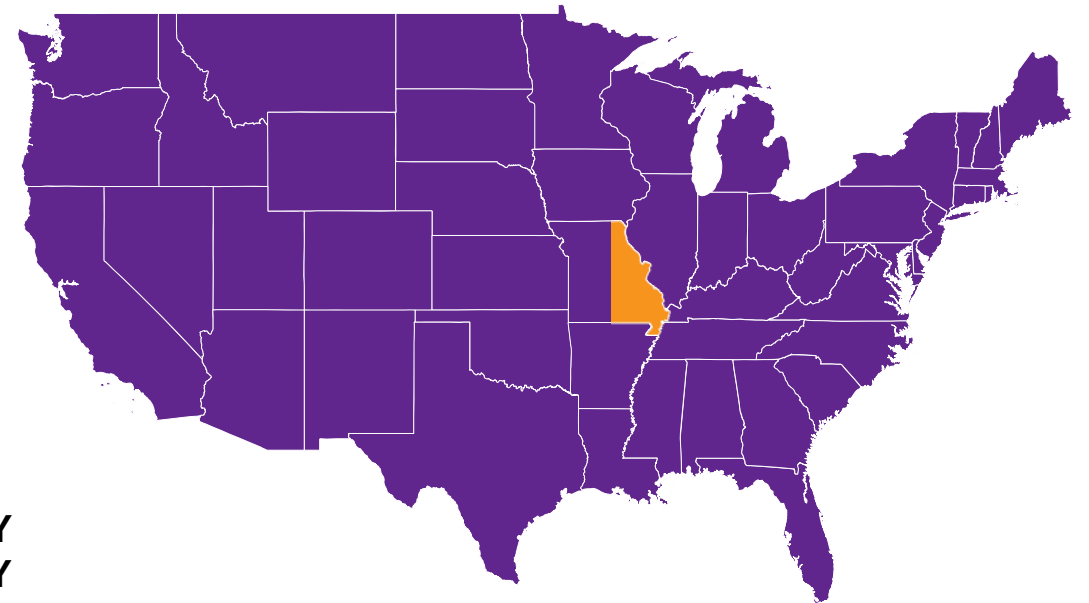


**JOBS
SUPPORTED**

14,325



**JOBS DIRECTLY
SUPPORTED BY
DIVERSE SUPPLIERS**



*Data excludes the Western Missouri area. This area is covered by the Mountain Plains MSDC.

What is Economic Impact?

Making an Economic Impact through MBEs

Purchases from MBEs help foster jobs and economic activity in underrepresented segments of the business and customer community. Inclusive procurement practices provide opportunities to diverse businesses, that in turn provide greater representation, employment and economic advancement for minority communities.

Economic Impact

The impact of spending with a company is greater than direct purchases made from the company. This is because money spent with the company is spent again on payroll, goods and services, and other suppliers in its supply chain. Employees use their salaries to purchase goods and services from other businesses. Downstream suppliers similarly use the proceeds from their sales on their employees and other businesses. A chain reaction of indirect and induced spending continues. This economic ripple effect is analyzed in an economic impact assessment.



PRODUCTION

Purchases from MBEs support economic activity at these businesses and create a ripple effect of purchases through their supply chain.



JOBS

Purchases lead to job creation and businesses ramp up staff to support additional sales.



INCOMES

Employees that hold these jobs earn incomes that help support their families and create additional spending.

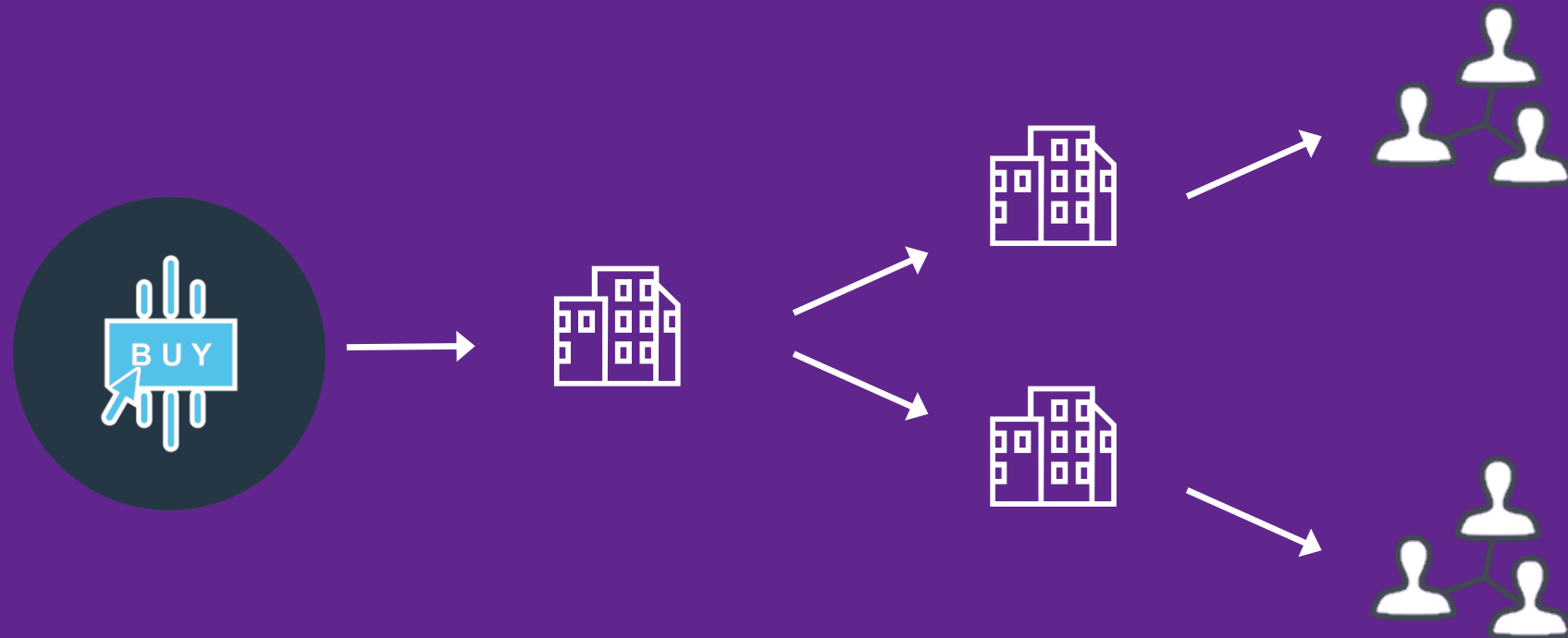


TAXES

Economic activities generate revenues for the government in the form of personal and business taxes.

Economic Impact Channels

Purchases of goods and services by our corporate members from MBEs have a multiplier effect in the economy. These purchases iterate through multiple tiers of the supply chain and their communities. This effect is manifested through three channels



PURCHASES FROM CERTIFIED MBEs

Corporate members purchases from our MBEs trigger a ripple effect through its supply chain.

DIRECT IMPACT

These purchases create a direct impact at these MBEs who employ people and other suppliers to support their sales to our corporate members.

MBE SUPPLIER CHAIN IMPACT

Our MBEs also purchase goods and services from other suppliers which creates jobs in their supply chains.

COMMUNITY IMPACT

Employees at these jobs support additional jobs in their communities through purchases of everyday goods and services.

Economic Impact through Mid-States MSDC's MBEs

We evaluated three measures to quantify our impact:

PRODUCTION

Production measures the cumulative output of all businesses that engaged directly or indirectly through our purchases.

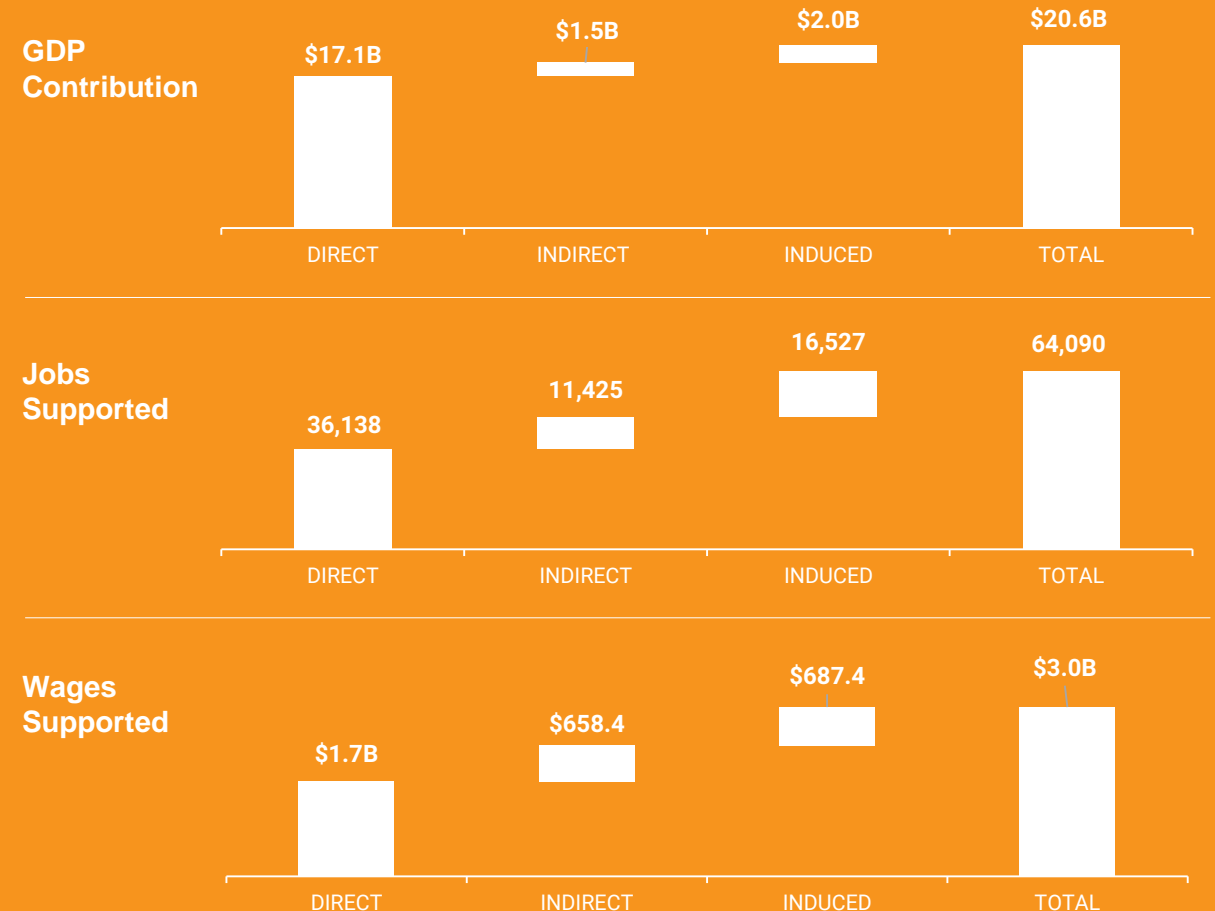
JOBS

The number of people employed on a full-time equivalent (FTE) basis at our suppliers or at other businesses as a result of our purchasing.

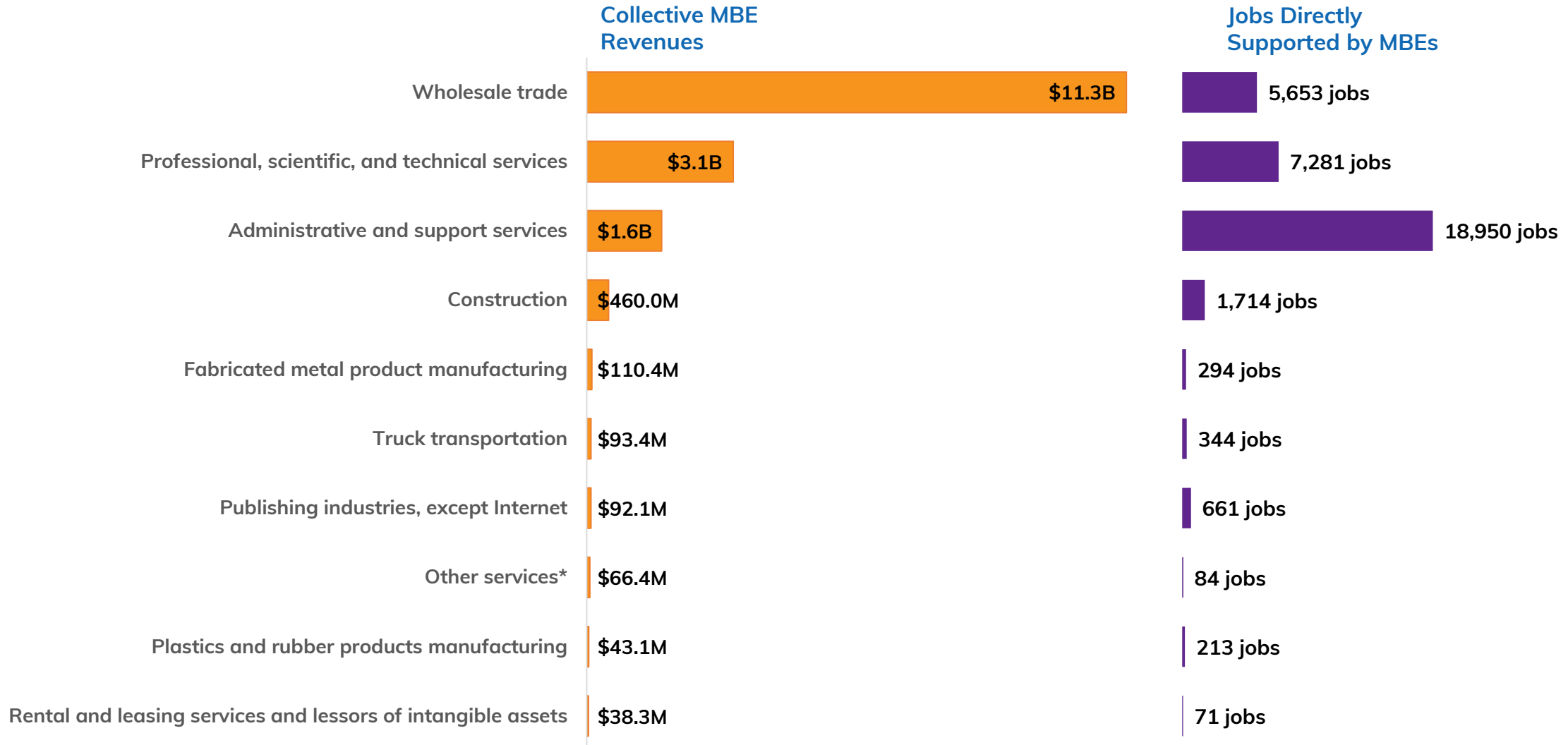
WAGES

The earnings in terms of wages and benefits of the people employed in the jobs supported through our purchasing.

US Economic Impact



Mid-States MSDC MBEs by Industry (Top 10)



Appendix: Economic Impact Modeling

Economic impact modeling is a standard tool used to quantify the economic contribution of an investment or company. This modeling uses an “Input-Output” economic model to estimate the number of times each dollar of “input,” or direct spending, cycles through the economy in terms of “indirect and induced output,” or additional spending, personal income, and employment.¹

There are several Input-Output models used by economists to estimate multiplier effects. supplier.io employed the IMPLAN input-output model in developing estimates of spending, income and employment impacts. This model, initially developed by the U.S. Department of Agriculture, examines inter-industry relationships in local, regional, and national economies.

An Input-Output model uses a matrix representation of a nation’s interconnected economy to calculate the effect of changes in spending by consumers, by an industry, or by others, on other industries and the entire economy. This matrix representation and the related Input-Output tables ultimately measure “multiplier effects” of an industry by tracing the effects of its inter-industry transactions – that is the number value of goods and services that are needed (inputs) to produce each dollar of output for the individual sector being studied. In essence, an Input-Output model is a table which shows who buys what from whom in the economy.²

This report is based on an analysis of data provided by Mid-States MSDC using IMPLAN’s Input-output multipliers.

supplier.io ABOUT SUPPLIER.IO

SUPPLIER.IO is redefining supplier diversity solutions. By providing comprehensive, accurate data in near real time, we help our customers get information they need to grow their supplier diversity program. To learn more, visit <https://supplier.io>.

References:

1. US Government Revenues: http://www.usgovernmentrevenue.com/total_2014USrt_17rs1n
2. United States GDP: <http://www.tradingeconomics.com/united-states/gdp>



**ECONOMIC IMPACT REPORT
2019**

